


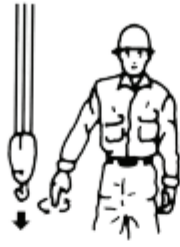


EXTEND
BOOM
(One Hand)

EXTENDER
LA PLUMA
(Uno Mano)

RETRACT
BOOM
(One Hand)

RETRAER
LA PLUMA
(Uno Mano)



HOIST
LOAD

LEVANTAR
LA CARGA

LOWER
LOAD





BAJAR
LA CARGA

USE MAIN
HOIST

GUAYA
PRINCIPAL

AUXILIARY
HOIST

GUAYA
AUXILIAR



RAISE
BOOM

LEVANTAR
LA PLUMA

LOWER
BOOM


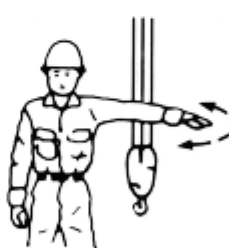


BAJAR
LA PLUMA

HOIST LOAD
SLOWLY

LEVANTAR
LA CARGA
LENTAMENTE

RAISE BOOM
AND LOWER
THE LOAD

LEVANTAR
PLUMA Y BAJAR
LA CARGA



LOWER BOOM
AND RAISE
LOAD

BAJAR LA
PLUMA Y
LEVANTAR CARGA

SWING

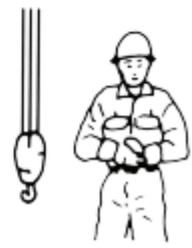
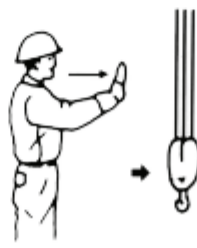
GIRAR LA
PLUMA

STOP

PARE

EMERGENCY
STOP

PARADA LA
EMERGENCIA



EXTEND
BOOM

EXTENDER
LA PLUMA

RETRACT
BOOM

RETRAER
LA PLUMA

TRAVEL

RODAR

DOG
EVERYTHING

ABANDONAR
TODO

**Make sure you are using the
proper signals**